


Spotter's guide to pumping stations

As of October 2016 we took responsibility for many private pumping stations (PPS) in our region, including the cost to maintain and run them. But we have to find them first, and we'd love your help in doing so.

1. Distinguishing features

Generally PPS kiosks are green and sometimes have an orange beacon on top, but not always. So it's good to remember they can come in different shapes, sizes and colours.




2. Not to be mistaken with...

BT cabinets, they can look similar to a BT cabinet that's used for broadband cabling. BT cabinets sometimes have identification marks on them, or a cabinet number.




3. Hidden away

They might not always be found within a metal kiosk, some might be housed within existing or dedicated buildings or locked away behind gates or fencing.




4. Masters of disguise

They may be well disguised. Some might have been put into a wooden or brick enclosure to help them blend into their surroundings.





5. Camouflage

Or some might be partially or completely covered by hedges, trees or undergrowth.



6. Location, location, location

They can be hidden away in gardens or found in car parks and streets.



7. What else to look out for

There will be a wet well chamber relatively close by. The chamber cover is metal and can be rectangle, square or round. This could be across the road from the kiosk so it may not be obvious.



Hopefully this guide helps you spot and report them to us.

If you've spotted one – please let us know by calling us on **03457 145 145**.